



Home of the  
World Renowned  
Mayo Mattress  
Range

# THE MAYO STABLE MATTRESS RANGE

SUPER **SOFT** SUPER **STRONG** SUPER **LIGHTWEIGHT** SUPER **HYGIENIC**



## FITTING INSTRUCTIONS

[www.mayohorsecomfort.co.uk](http://www.mayohorsecomfort.co.uk)

# FITTING INSTRUCTIONS



To ensure many years of trouble free horse comfort in your stables, please follow these instructions...

- The diagrams are based on a 12'x11' stable and the pictures show a 18'x13' stable. The method is applied to all sizes.
- The aim is to have a **1" gap around the perimeter** with the largest sections laid from the door inwards - SIMPLE!
- If in any doubt, please call us on 01704 821717 and we will be happy to help.



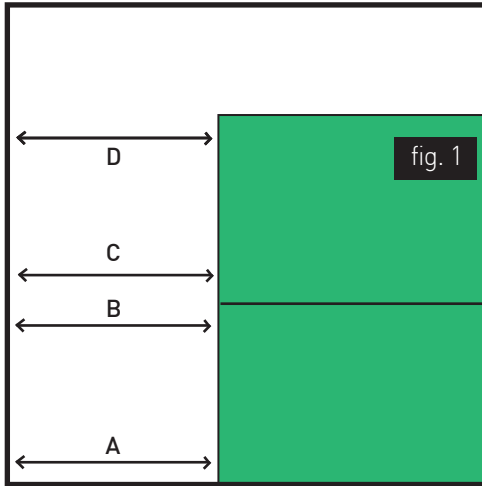
## Tools needed (pic 1)

1. Straight edge to cut a straight line
2. Sharp stanley knife
3. Measuring tape
4. Chalk to mark the mat

## Laying the mats (pic 2)

Start from the door and lay as many full mats as you can


# FITTING INSTRUCTIONS



- ★ Push mats tight to the wall and doorway (fig.1).
- ★ Take measurements A, B, C and D from the end of the mats to the adjacent wall (fig.1 & pic 3).
- ★ Deduct 50mm (2 inches) from the measurements you have just taken and cut the mats to that length.  
(A -2", B -2", C -2", D -2")  
(Pic. 4 & 5)

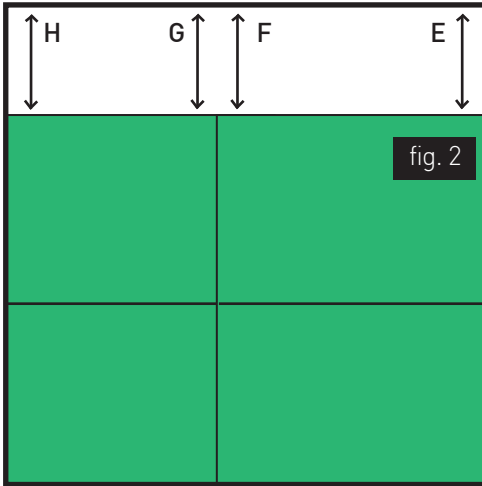


Measure the distance from the wall to the closest full mat.



Cut to size.

# FITTING INSTRUCTIONS



- ★ Take measurements E, F, G and H from the edge of the mats to the opposite wall. (fig. 2).
- ★ Deduct 50mm (2 inches) from this size and cut mats to suit. (E -2", F -2", G -2", H -2")

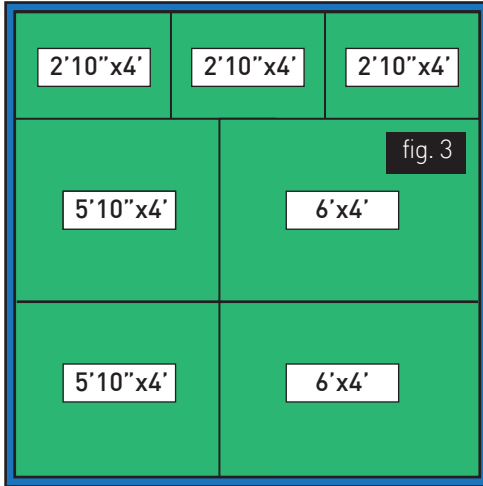


Cut to size.



Lever mats away from the wall to leave your 1" gap.

# FITTING INSTRUCTIONS



1 INCH GAP ALL THE WAY AROUND

- ★ Lever the mats away from the walls, so that a 25mm (1 inch) gap is left all the way around (fig. 3).
- ★ Size & position of sections in diagrams are sized for a 11' x 12' stable.
- ★ Place spacers in the 1" gaps around the perimeter to keep the mats sat tight while the expansion process take place & remove when needed.

It may be necessary to re-trim mats once more after they settle.



1" around perimeter.



1" around perimeter.



# MAYO RANGE FAQ



## **Q: Can I use Mayo Mats outdoors?**

**A:** The Mayo range is designed for indoor use. If a field shelter has a smooth hard base and is fully enclosed on at least 3 sides the Mayo Mats may be used. They are not for use loose outdoors as direct sunlight for long periods of time will cause them to curl.

## **Q: Can I use cow mats for my horse?**

**A:** Absolutely. Cows and horses are both pasture animals and therefore have the same requirement from a bed - comfort, warmth, hygiene and durability.

## **Q: Is there a difference with Mayo cow & horse mats?**

**A:** The only equine specific mat in the range is the Mayo Eco Mat which uses less material as horses are far less severe on mats than cows. There is no difference in quality or performance of the product for the Mayo Original or Mayo Mattress.

## **Q: How are horses less severe on the mats than cow?**

**A:** Cows are very heavy and have cloven hooves as opposed to a horses rounded one. Because of the shape of the cows hoof, they put incredible pressure on a very small area. The shape of a horse's hoof spreads its weight over a greater area which reduces the pressure on the mat.

## **Q: Will my horse's shoes damage the mat?**

**A:** No - the Mayo range of matting is far more durable than rubber and a horse's shoes will cause no issues. Road studs may pock the mats.

## **Q: Why do the mats differ so much in price?**

**A:** The Mayo Original is made with almost twice the material at the Mayo Eco. Initially designed for cows the Original is the most successful cubicle mat ever made. Its incredible durability coupled with comfort and hygiene makes it perfect for a large or spirited horse - it is leagues ahead of any rubber alternative.

# MAYO REVIEWS



"I am so impressed with my Mayo Mats! I own a 17hh fine TBxID so when buying mats his comfort was the main priority as he likes to lie down. The Mayo Mattress ticked all these boxes and Harry now sleeps like a baby on them. Even better, I don't have to use a deep bed of shavings anymore so Mayo Mats have allowed me to save lots of pennies! They are also incredibly lightweight, so are very easy to manoeuvre by yourself and they never smell and are easily washed clean!" - Sarah Penney

"We have been using Mayo mats for over five years now. They are in stables that are used 24/7 and we use a small amount of bedding - straw/shavings and paper. They are very lightweight and easy to move to clean under. We even take them with us when we go to away shows as they fit easily in to the horse box making it home from home for the horses!" - Bowlers Riding School

"Delighted with my mats. The swollen hock has gone down and the bed is drier but with significantly less straw. We're probably using more straw than we need to. Quite straightforward to fit." - Kate Hargreaves

"I bought a set of 6 Mayo Mats 18 years ago. They are still as good as the day I got them and are used daily. I love them as they are lightweight compared to rubber mats and I can move them on my own. Even being lightweight they stay in place. We have many elderly horses here and I never have to worry about them laying down as the mats are so thick and comfortable" - Tracy Keegan

"Happy antique pony with his new Mayo Mattresses, reduced swelling in legs already and overall a happier pony. Not to forget - still delighted with the 20yr old mats too, loved by sheep, horses, dogs and chickens"  
- Sophie Church





@mayohorsecomfort

More information can be found at  
[www.mayohorsecomfort.co.uk](http://www.mayohorsecomfort.co.uk)