

Farming Equipment & Technology Fund (FETF) 2024



Livestock Equipment Specialists



Mayo Farm Systems & Condon Engineering have partnered in the UK for over 25 years.

With a shared passion for the animal, we design and manufacture our market-leading livestock housing equipment around them at all times - the number of items qualified under the FETF animal health and welfare banner is testament to that.

We focus on high-quality, robust, well-made products which are built to perform at the highest level for the longest time,

We are farmers ourselves for generations and believe in REAL customer service. If we work together - we view it as a partnership not a transactional relationship. We do not leave our customers in the lurch.

Partner with us today

Click below to get your project underway:

www.mayofarmsystems.co.uk



CATTLE



FETF Grant Items

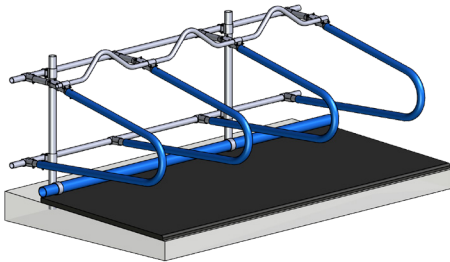


- Greatly elevate comfort without losing the guide. No 2-bed lying or turning!
- Heavy-wall plastic Pipe which flexes just enough to allow natural, unimpacted movement in and out of the bed.
- The perfect blend of flex and structure, 10-year warranty.
- Two Mounting options available.



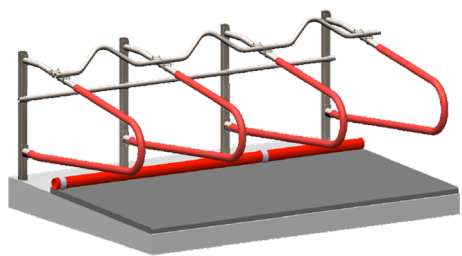
HYBRID FLEX CUBICLES

Post & Rail Mounting



- The cubicle loop is mounted on two support rails, which are fixed to round posts every 2.5m-3m.
- The steel structure allows the spacing of the cubicle to be adjusted easily.

Individual Post Mounting



- Each loop is mounted directly on a box post.
- The same mounting brackets are used for both single and double rows.

FETF Grant Items

FETF56

- Full unrestricted access both sides of the 20ft mobile cattle crush.
- Forcing gate allows loading from the side of the crush.
- Hydraulic lifting & lowering of mobile crush.
- Semi-auto head gate & crush back gate supplied as standard.



20FT MOBILE CATTLE CRUSH

FETF57

- We have a flair for designing Circular Handling Systems that reduce stress and improve safety.
- Bespoke solutions with a focus on safety, ease of use & practical animal flow.
- 2 Set-ups available; 3 curved panels (5m) or 4 curved panels (7.5m).



FIXED CATTLE HANDLING SYSTEM

FETF59

- Manual operation scissor type gate.
- Any-point locking, meaning the door cannot be forced open from the inside.
- Available with handle on right or left hand side.
- Compatible with all of our crush setups.



CATTLE CRUSH (MANUAL)

FETF Grant Items

FETF58

- Beef Head Gate is a self locking head gate, suitable for dairy and beef animals.
- Opening width is easily adjusted with spring loaded handles on the front.
- Multiple Mounting options, making it compatible with all crush setups.



CATTLE CRUSH (AUTOMATIC)

FETF61

- Designed to suit herds with a variety of cattle sizes.
- Squeeze controls on the side of the crush box allows any hand operation and increases efficiency.
- Full unrestricted access to the sides and neck of the animal.
- **Warrior Head Gate/Beef Head Gate** can be integrated into the design.



SQUEEZE CRUSH

FETF62

- Allows the animal's head to be lifted safely, helping farmers to complete dosing and bolusing with ease.
- Compatible with all crush and head gate set ups. Wide range of mounting brackets.
- Ratchet system allows simple operation and quick release.




CONDON HEAD SCOOP

FETF Grant Items

FETF64

- Fitted with Hydraulic head gate and button controls to open/close head gate from the back/side of crate.
- Hydraulic rump bar helps push the animal forward as it enters and prevents backing.
- Hydraulic winches allows the operators to lift each leg easily.



FULLY HYDRAULIC HOOF CRATE

FETF65

- Suckler Calving Gate is operational from both sides.
- Drop-bar and overhead support arm on headlock eliminate the need for a post.
- Dropbar holds the headlock in position.
- Available in sizes 11-16ft.


Suckler Calving Gate



FETF65

- 3 in 1 Calving Gate, Headlock is attached to Calving Support Gate.
- Spring-loaded release bar ensures safety for your animals.
- Centre gate opens independently to perform caesarean
- Available in sizes 11-16ft.

3in1 Calving Gate



CALVING GATES

FETF Grant Items


FETF98

- Ratchet push-up anti-backing bar and Ratchet Belly Band hold calf in position.
- Nose band and spring loaded head locking Bar hold securely in place.
- Quick release front door.
- Integrated wheels and handles for easy transportation.



DELUXE DEHORNING BOX

- Does not require electricity, which makes it virtually maintenance free.
- Brush arm rotates , which allows the animal to scratch there back from under it.
- Keeps animals hair clean, removing dirt, dead hairs, dead skin and provides stimulus for the animals.



COW BRUSH

- Adjustable legs allow the bin to be raised up to 1m off the ground.
- Lid slides open half way and then hinges up, only opening to half its height.
- Pallet fork attachments and sight glass.
- Capacity 1.4m³



1 TONNE MEAL BIN

FETF233A

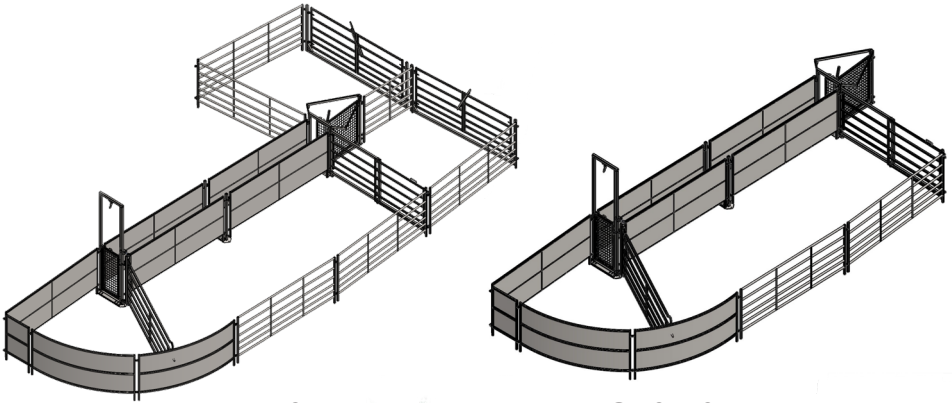
FETF282CA

SHEEP



FETF69 - Mobile sheep handling system coming soon*


FETF70



FIXED SHEEP HANDLING SYSTEM

- Sheep Hurdles are available in 4ft, 5ft, 6ft & 8ft.
- They are easily and quickly assembled into sheep pens with their drop pin design.
- Ideal for stock management and handling facilities.

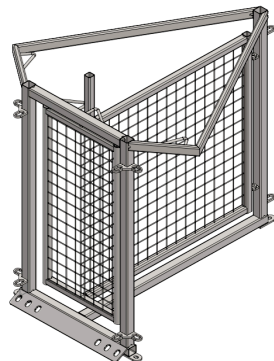
FETF70



SHEEP HURDLES

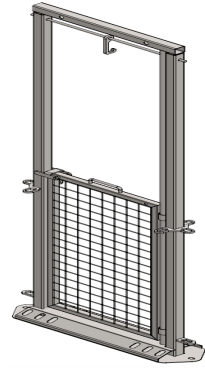
- 2 Way Drafting Gate is designed to divert animals from a race into two pens.
- With a long handle to ensure efficient operation.
- Extension handle also available.

FETF70
FETF243A



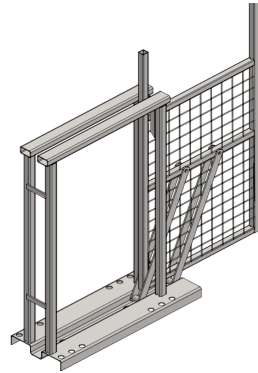
2-WAY DRAFTING GATE

- Lift & Swing Guillotine Gate allows the operator to control the number of animals in the race at any one time.
- They are easily and quickly added to a race due to their drop pin design.



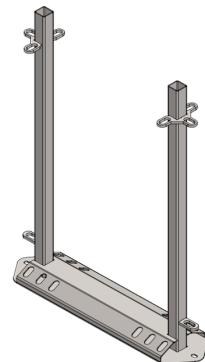
GUILLOTINE GATE

- Tilt & Slide Sliding Gate is a meshed gate that slides positively in and out of position using a scissor action.
- They are easily and quickly added to a race due to their drop pin design.



TILT & SLIDE GATE

- Race Joining Frame base is drilled so that adjoining race hurdles can be tapered if required when working with lambs.
- They are easily and quickly added to a race due to their drop pin design.



RACE JOINING FRAME

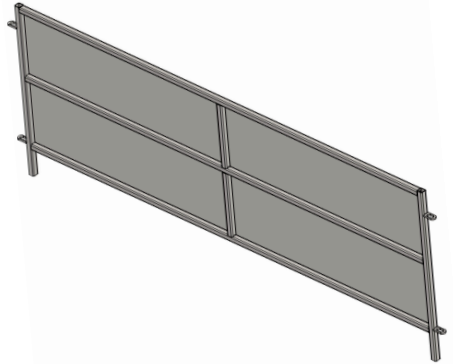
FETF70
FETF243A

FETF70
FETF243A

FETF70
FETF243A

FETF Grant Items

- Sheeted Sheep Hurdles are ideal for quickly assembling sheep races and sheep pens.
- They are assembled together using a drop pin system.
- Available in 2ft & 8ft.




SHEETED HURDLE

- Curved Sheeted Sheep Hurdle is ideal for a forcing pen.
- Drop pin system is used to connect hurdles to sheep items.
- 2 curved panels connected make a quarter circle (90 degrees).



CURVED SHEETED HURDLE

- Heavy Duty 6 Bar Sheep Hurdle is hot dipped galvanised.
- Ideal for stock management.
- Available in 4ft & 8ft.
- Drop pin system is used to connect the hurdle to other sheep crush items.



6 BAR HURDLE


FETF70
FETF243A

FETF70

FETF70

FETF70


- 6 Bar Sliding Hurdle is fully hot dipped galvanised.
- Drop pin system is used to connect hurdle to other sheep crush items.
- Opening section of the sliding rail does not have a top rail to navigate under.



6 BAR SLIDING HURDLE

FETF70


- Sheep 2 gates in frame are fully hot dipped galvanised.
- Drop pin system is used to connect sheep swinging gate in frame to other sheep crush items.
- Gates are connected in the centre with a pull over latch.



2 GATE IN A FRAME

FETF70

- Forcing Gate has a top rail which is curved at each end to allow the forcing gate to move through the pivot wheel.
- Enables sheep/lambs to be both sides of the gate without obstruction.
- Latches both ends of the gate to lock when necessary.



FORCING GATE

FETF Grant Items

- Sheep Turnover Crate offers a safe and simple means of handling your sheep.
- The locking system can be quickly adjusted for the size of each animal.
- Effortlessly allows full access to all parts of the animal.



SHEEP TURNOVER CRATE

- Lamb Weighing Crate makes it easy for the farmer to weigh and draft lambs.
- 3 Way Drafting Gates. Equal weighing across the whole length of the platform.
- Easy open front & back gates from the rear.



LAMB WEIGH CRATE

- Large Lamb Creep Feeder is portable and can be filled easily with a loader.
- The creep gates are held up for transport using spring loaded latches.
- Feed rate is adjustable.
- Available with or without wheels & hitch.




LARGE LAMB CREEP FEEDER

FETF241A

FETF75

FETF238A





www.mayofarmsystems.co.uk



Isle of Man Farm, Meadow Lane
PR26 9JP, Leyland

T: +44 1704 821717

E: sales@mayocowcomfort.co.uk

www.mayofarmsystems.co.uk



Mayo Cow Comfort



[mayocowcomfort](https://www.instagram.com/mayocowcomfort)



Mayo Cow Comfort



[MayoCowComfort](https://twitter.com/MayoCowComfort)